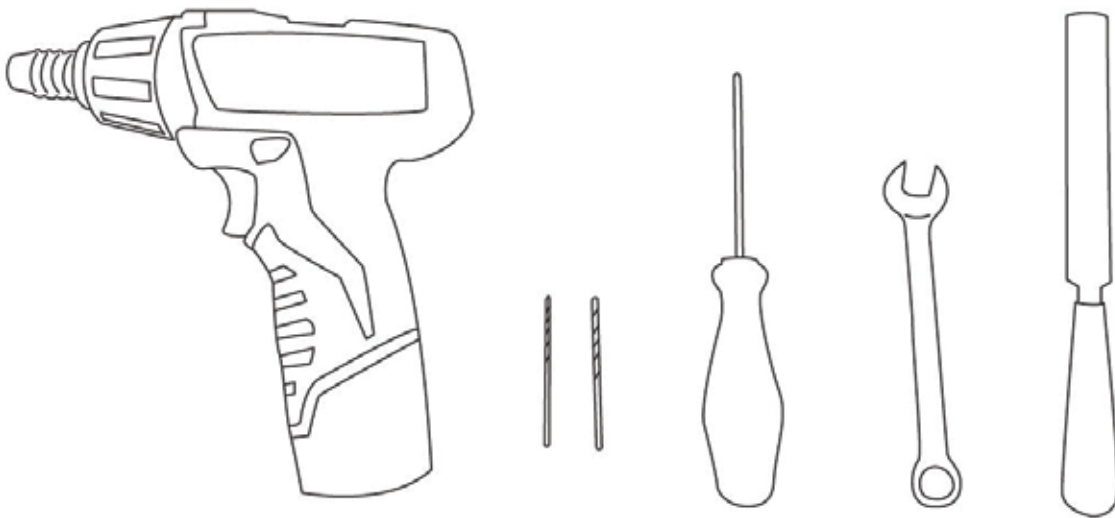


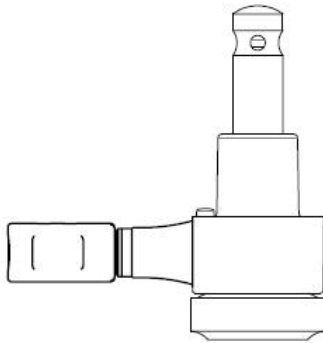
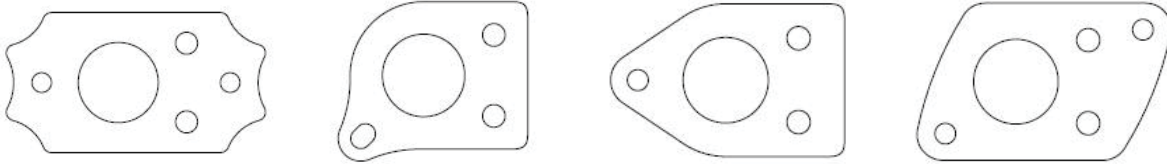
Installing Ratio Tuners

If you are not going to use the InvisoMatch mounting plates... you'll need the standard tools you would use to install any other machine heads...such as

- A Drill
- Drill bits: 1/16" (1.6mm I #52) and 7/64" (2.5mm / #40)
- A Phillips Screwdriver - required only for screw mount machine heads)
- A 10mm Wrench
- Straight edge



But we are going to show how quick and accurate it is, using the InvisoMatch mounting system. Here are examples of the different plates we offer.



Installation

1. Mount plates
2. Fit tuners
3. Re-install washers & threaded nut bolts
4. Re-string
5. tune

